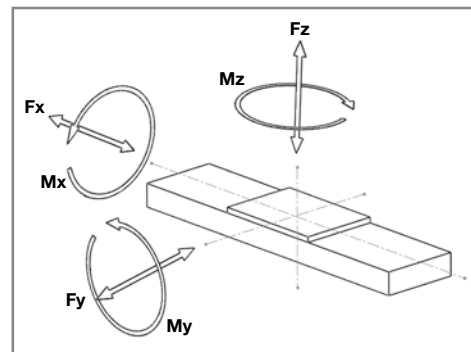


# MLE 2 linear motor stages

## Technical Description



Repeatability of measuring system:  $\pm 1 \mu\text{m}$   
 Repeatability linear unit:  $\pm 10 \mu\text{m}$   
 Maximum speed: 9 m/s  
 Maximum acceleration:  $95 \text{ m/s}^2$   
 Maximum Length without joints: up to 6.000 mm  
 Operating voltage: 600Vdc  
 Max. Operating voltage: 900Vdc



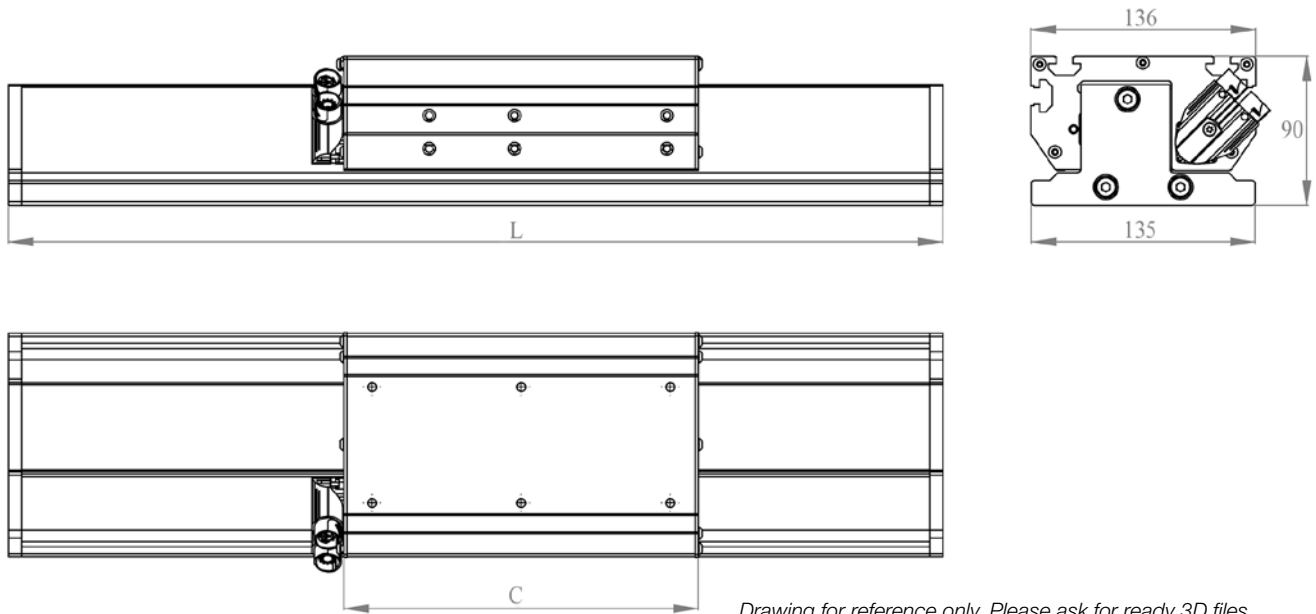
### Mechanical specifications

Linear motor stage		MLE 20210	MLE 20210	MLE 20420	MLE 20630	
Carriage typ		S	R	S	S	
<b>Linear motor features</b>						
Maximum speed <sup>1)</sup>	m/s			3		
Continuous force aircooled <sup>2)</sup>	N	105	105	210	315	
Peak force	N	210	210	420	630	
Nominal current	A	3,0	3,0	6,0	4,5	
Peak current	A	6,2	6,2	12,4	9,2	
<b>Guidance features</b>						
Fy	N	900	900	900	900	
Fz	N	900	900	900	900	
Mx	Nm	70	70	70	85	
My	Nm	200	300	300	350	
Mz	Nm	200	300	300	350	
For the sum of all forces and moments:		$\frac{F_{ye}}{F_y} + \frac{F_{ze}}{F_z} + \frac{M_{xe}}{M_x} + \frac{M_{ye}}{M_y} + \frac{M_{ze}}{M_z} < 1$				(Xxe = calculated value) (Xx = max. catalogue value)
<b>Structure profile features</b>						
Geometrical moments of inertia Lx	mm <sup>4</sup>			13,43x10 <sup>5</sup>		
Geometrical moments of inertia Ly	mm <sup>4</sup>			27,75x10 <sup>5</sup>		
Elastic module	N/mm <sup>2</sup>			70000		
<b>Weight</b>						
Weight of carriage	kg	3,1	4,2	4,5	6,0	
Weight of 100 mm	kg			1,25		

<sup>1)</sup> for a lifetime > 30.000 Km

<sup>2)</sup> depending on the application and ambient temperature

## Dimensions MLE 2



Drawing for reference only. Please ask for ready 3D files.

### Choice of stroke


Linear motor stage	MLE 20210	MLE 20210	MLE 20420	MLE 20630
Carriage typ	S	R	S	S
Carriage length C, mm	218	316	316	411
Length, mm	Code	Stroke <sup>(1)</sup>		
324	00324	70	-	-
420	00420	166	68	68
564	00564	310	212	212
708	00708	454	356	356
804	00804	550	452	452
948	00948	694	596	596
1092	01092	838	740	740
1188	01188	934	836	836
1332	01332	1078	980	980
1476	01476	1222	1124	1124
1572	01572	1318	1220	1220
1716	01716	1462	1364	1364
1860	01860	1606	1508	1508
1956	01956	1702	1604	1604
2100	02100	1846	1748	1748
2244	02244	1990	1892	1892
2340	02340	2086	1988	1988
2484	02484	2230	2132	2132
2628	02628	2374	2276	2276
2724	02724	2470	2372	2372
2868	02868	2614	2516	2516
3012	03012	2758	2660	2660
3108	03108	2854	2756	2756
3252	03252	2998	2900	2900
3396	03396	3142	3044	3044
3492	03492	3238	3140	3140
3636	03636	3382	3284	3284
3780	03780	3526	3428	3428
3876	03876	3622	3524	3524
4020	04020	3766	3668	3668

<sup>1)</sup> Other stroke lengths are available under request



## MLE 2 Options

### Connector Options

- angled connectors 90° YTEC (1)
- hybrid connector 90° M23 (2)



- cable output with connectors M23 (4)
- cable output without connectors (5)
- cable output with connectors YTEC (6)




### Cleanroom Option



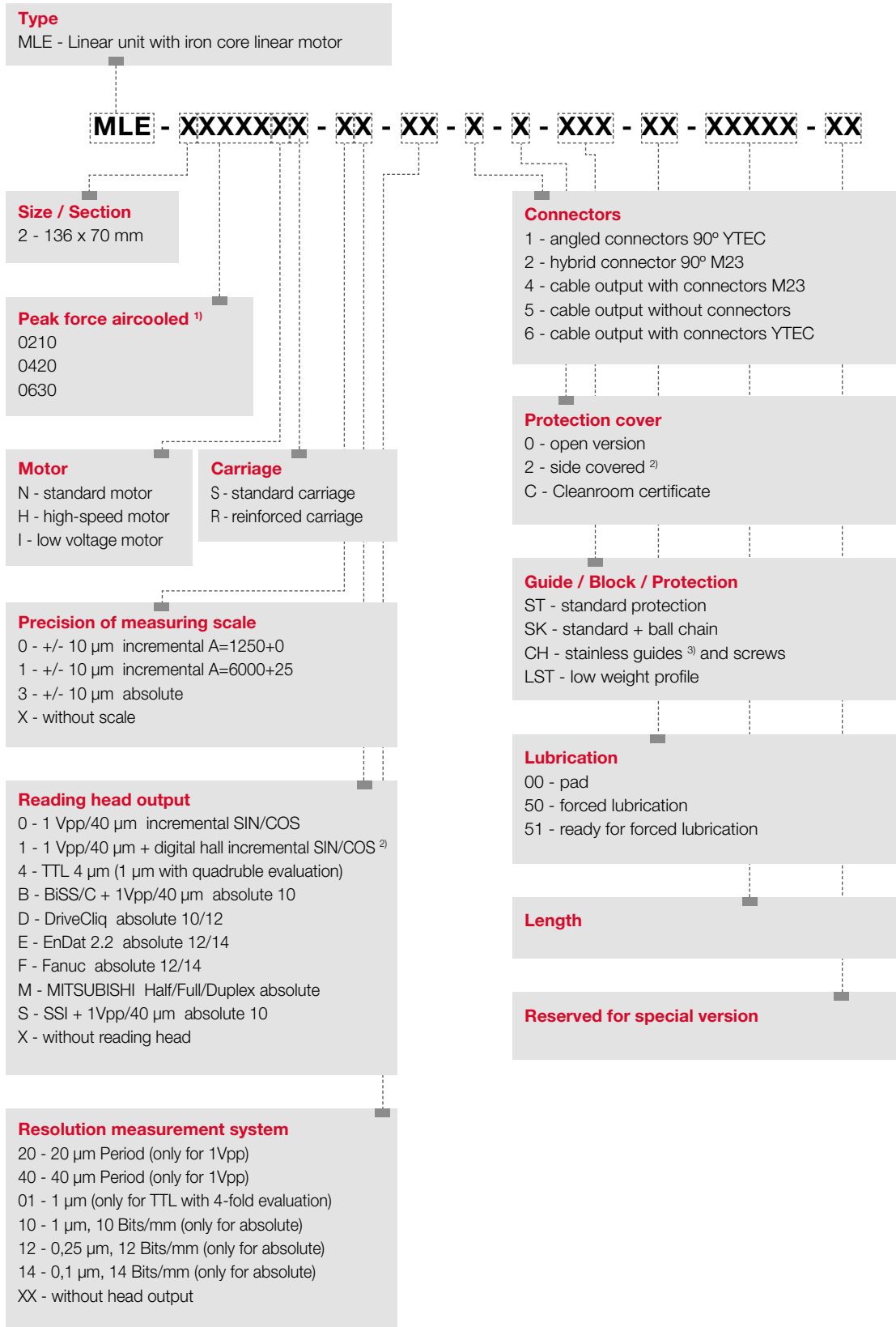
Note! 40mm less stroke

### Cover Options

- without cover (0)
- with side cover (2)



# Order Code MLE 2



<sup>1)</sup> Depends on application and temperature

<sup>2)</sup> On request