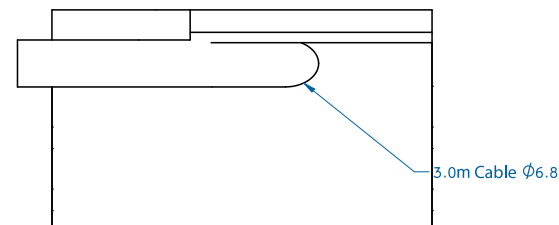
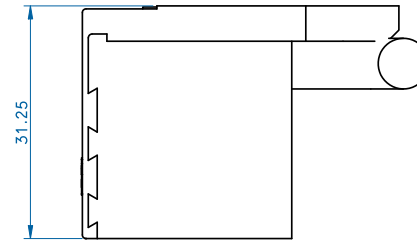
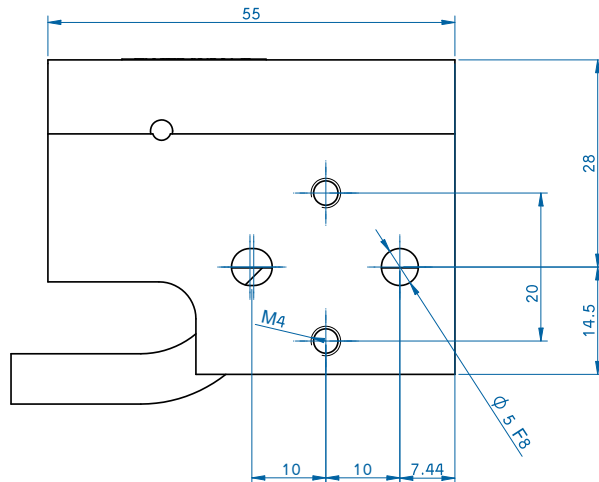


Analog Hall Module for T-series

Mounting instructions and flatness or parallelism requirements can be found in the Iron Core installation manual. CAD files and 3D models can be downloaded from our website.



Analog Hall Module

Cost efficient positioning

Linear motors can be positioned extremely accurately by using optical encoders and rulers. If this is not required, this expensive setup can be replaced by an analog Hall module. This module uses the magnet track, as opposed to the ruler, as the linear scale. It can be easily mounted on our iron core motors and communicates with practically all standard servo controllers. The analog Hall module requires a standard 5V_{dc} power supply.

Absolute accuracy	± 100 µm
Repeatable accuracy	± 30 µm
Resolution	± 10 µm
Signal	1 Vpp SinCos
Signal Period	24 mm